

**Name**• Jonathan Yunker

# *Logramos Reports Training*

**Oregon Department of Education**

# Agenda Outline

## *DataManager*

ODE Logramos Update

Activating Account Holder's web key

Logramos Score types

DataManager Reports Interpretation and Types of Reports

Question and Answers



**Web Reporting Key:**  
“unlocks” assessment  
results

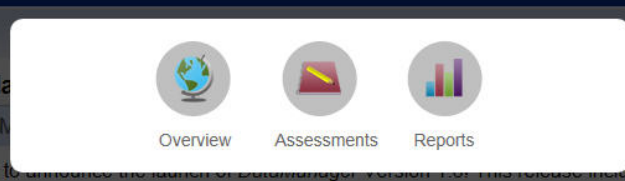
# What is a Web Reporting Key?

- A “web reporting key” is an access code that unlocks the assessment results of a group of students at a particular location.



# Process for providing access to reports:

- Account Holder notified by email that web reports are ready
- Account Holder activates the top level web reporting key
- Account Holder distributes reporting keys to district/building/school users
- Individuals receive the reporting key and enter the reporting key in *DataManager*



Riverside is pleased to announce the launch of *DataManager* Version 1.6! This release includes two exciting new enhancements.

**Simplified staff/user roles.** Adding and managing users is easier than ever because we've eliminated a few user roles and combined a few others. You won't notice much difference in your *DataManager* experience because all existing roles have been converted to one of the new roles.

- If you are testing online or scanning locally using plain-paper answer documents, the roles of Super User, Data Admin, and Test Admin have all been combined into a single role called "Administrator." The Teacher and Proctor roles return mostly unchanged, although Teachers can now proctor online assessments without being assigned both roles.
- If you ship your answer documents to Riverside Scoring Service® and use *DataManager* Reporting to analyze results, a new role called "Digital Resource and Reporting Access" will be assigned to staff/users added with web reporting keys.
- If you ship your answer documents to Riverside Scoring Service and order paper reports, a new role called "Digital Resource Access" can be used to provide access to the library of digital resources that support your testing program from planning through results interpretation.
- For a brief overview of the new roles and corresponding feature permissions, [click here and review pages 5 and 6 of the Quick Reference Guide for submitting staff/user files](#). For a comprehensive look, [click here to view the updated "Creating and Submitting Data Files Guide."](#)
- When loading staff/user files in the future **make sure to download and use the updated Staff/User Template**. [Click here to download the updated template](#).

**"Link Sessions" options for online testing.** You'll be able to save time by administering back-to-back online tests using a single Test Session.

## Reports

### Navigate

- Add DataManager Reporting Key
  - Create a Report
  - Report Center
- ### Saved Criteria
- Load/Manage

## Create a Report

Select Report Criteria for Training System

|                          |                |
|--------------------------|----------------|
| Assessment               | Logramos       |
| Test Administration Date | 12/12/2012     |
| Display Type             | Student Roster |

## Reports

Add DataManager Reporting Key

### Add DataManager Reporting Key

Reporting Key: \*

Add Key

DataManager Reports

Exit





# Understanding Test Scores

# Assessment Purposes

- Identify strengths and weaknesses:
- Monitor Year-to-Year growth
- Identify each student's developmental level within a test area



# Measurement Terms

- % C = Percent Correct
- \*RS = Raw Score
- \*PR or NPR = Percentile Rank or National Percentile Rank
- \*S or NS = Stanine or National Stanine
- \*NCE = Normal Curve Equivalent
- \*SS = Standard Score
- \*GE = Grade Equivalent

# Identify Strengths and Weaknesses



# Student Strengths and Weaknesses

## Student Roster

Logramos®  
Form: 3  
Test Date: 06/01/2014  
Norms: 11/01 2014

Grade: 5

Level: 11

SYSTEM Log Test Definition File  
REGION Logramos 2014  
STATE: CY1

Total No. Tested: 70

| STUDENT NAME<br>I.D.Number 1<br>I.D.Number 2<br>A B C D E F G H I J K L M N O P Z | Birth Date<br>Age<br>Program | Level<br>Form | (Gender) |                 | Reading        | Written<br>Expression | Spelling       | Capitalization | Punctuation    | Conventions of<br>Writing |
|---|------------------------------|---------------|----------|-----------------|----------------|-----------------------|----------------|----------------|----------------|---------------------------|
| <a href="#">Adomo, Armena</a><br>1596383359<br>5                                  | 01/03<br>11-05<br>ALTED      | 11<br>3       | (F)      | NPR<br>GE<br>NS | 18<br>4.0<br>3 | 14<br>3.2<br>3        | 48<br>5.1<br>5 | 60<br>6.0<br>6 | 60<br>6.0<br>6 | 58<br>5.8<br>5            |
| <a href="#">Agosto, Alba</a><br>1596383360<br>5                                   | 01/03<br>11-05<br>GT         | 11<br>3       | (M)      | NPR<br>GE<br>NS | 23<br>4.2<br>3 | 19<br>3.8<br>3        | 56<br>5.7<br>5 | 64<br>6.3<br>6 | 64<br>6.3<br>6 | 62<br>6.0<br>6            |
| <a href="#">Aguayo, Artura</a><br>1596383361<br>5                                 | 01/03<br>11-05               | 11<br>3       | (F)      | NPR<br>GE<br>NS | 29<br>4.5<br>4 | 27<br>4.1<br>4        | 60<br>6.0<br>6 | 69<br>6.8<br>6 | 66<br>6.7<br>6 | 66<br>6.7<br>6            |
| <a href="#">Aguilar, Preston</a><br>1596383362<br>5                               | 01/03<br>11-05               | 11<br>3       | (M)      | NPR<br>GE<br>NS | 38<br>4.8<br>4 | 32<br>4.4<br>4        | 64<br>6.3<br>6 | 74<br>7.1<br>6 | 71<br>7.1<br>6 | 70<br>6.9<br>6            |
| <a href="#">Aguilera, Asianah</a><br>1596383363<br>5                              | 01/03<br>11-05               | 11<br>3       | (F)      | NPR<br>GE<br>NS | 41<br>4.9<br>5 | 38<br>4.8<br>4        | 68<br>6.8<br>6 | 80<br>7.7<br>7 | 77<br>7.7<br>7 | 75<br>7.3<br>6            |
| <a href="#">Aguirre, Matthew</a><br>1596383364<br>5                               | 01/03<br>11-05<br>O1         | 11<br>3       | (M)      | NPR<br>GE<br>NS | 46<br>5.1<br>5 | 46<br>5.0<br>5        | 73<br>7.1<br>6 | 85<br>8.0<br>7 | 83<br>8.2<br>7 | 81<br>7.9<br>7            |
| <a href="#">Akers, Ina</a><br>1596383365<br>5                                     | 01/03<br>11-05<br>O2         | 11<br>3       | (F)      | NPR<br>GE<br>NS | 52<br>5.3<br>5 | 51<br>5.2<br>5        | 75<br>7.4<br>6 | 89<br>8.7<br>8 | 88<br>8.9<br>7 | 84<br>8.2<br>7            |

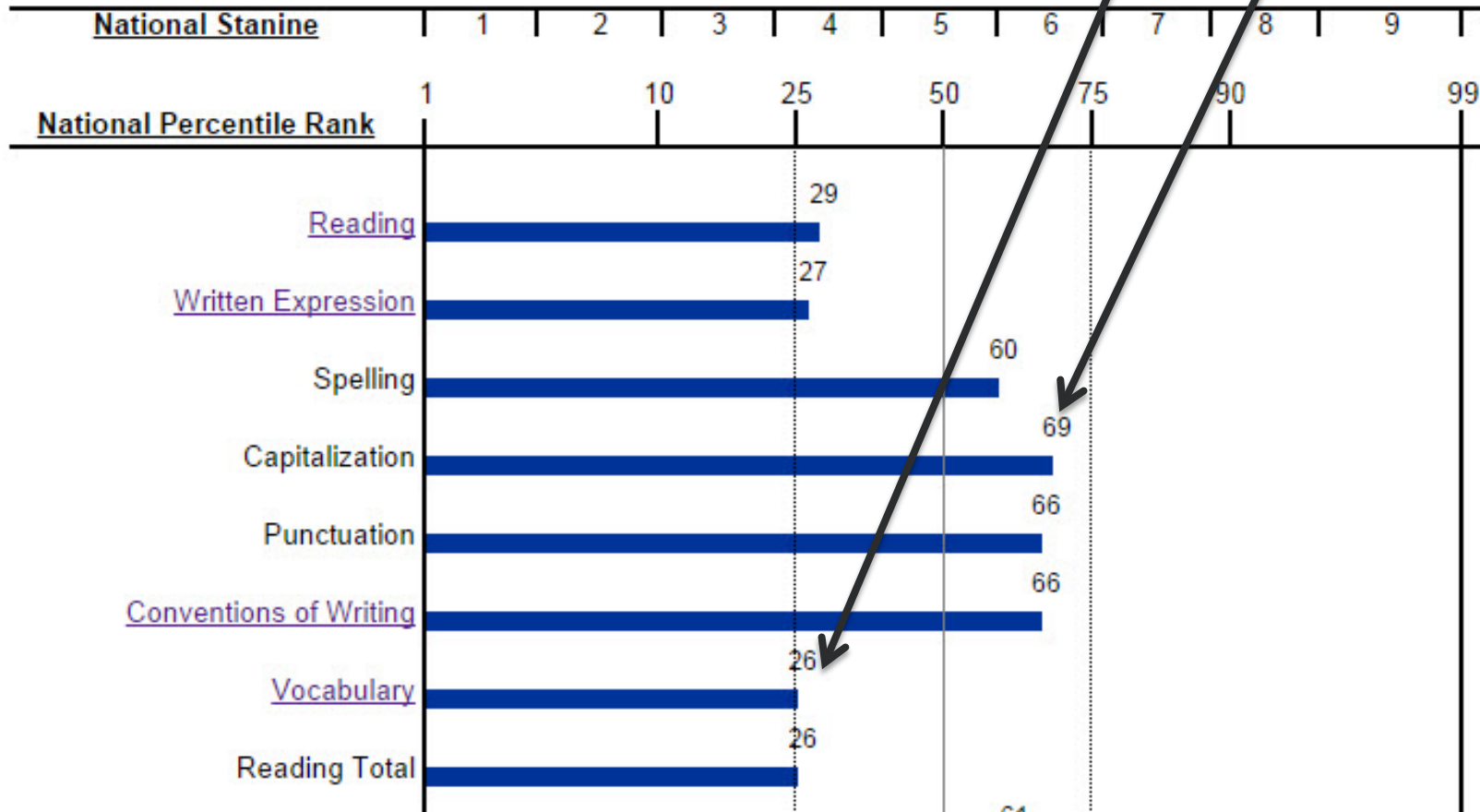
# Percentile Rank

**Percentile Rank (PR):**  
 A score from 1 to 99 that indicates the percentage of students in a particular group that scored at or below the score of the student

## Student Profile For Artura Aguayo

Student ID: 1596383361  
 Logramos®  
 Form: 3  
 Test Date: 06/01/2014  
 Norms: 11/01 2014

Grade: 5  
 TEACHE Class 8  
 SCHOOL:



# Student Roster

Logramos®  
 Form: 3  
 Test Date: 06/01/2014  
 Norms: 11/01 2014

Grade: 5

Level: 11

SYSTEM Log Test Definition File  
 REGION Logramos 2014  
 STATE: CY1

Total No. Tested: 70

| STUDENT NAME<br>I.D.Number 1<br>I.D.Number 2<br>A B C D E F G H I J K L M N O P Z | Birth Date<br>Age<br>Program | Level<br>Form | (Gender) |                 | Reading        | Written Expression | Spelling       | Capitalization | Punctuation    | Conventions of Writing |
|---|------------------------------|---------------|----------|-----------------|----------------|--------------------|----------------|----------------|----------------|------------------------|
| <u>Adomo, Armena</u><br>1596383359<br>5   | 01/03<br>11-05<br>ALTED      | 11<br>3       | (F)      | NPR<br>GE<br>NS | 18<br>4.0<br>3 | 14<br>3.2<br>3     | 48<br>5.1<br>5 | 60<br>6.0<br>6 | 60<br>6.0<br>6 | 58<br>5.8<br>5         |
| <u>Agosto, Alba</u><br>1596383360<br>5  | 01/03<br>11-05<br>GT         | 11<br>3       | (M)      | NPR<br>GE<br>NS | 23<br>4.2<br>3 | 19<br>3.8<br>3     | 56<br>5.7<br>5 | 64<br>6.3<br>6 | 64<br>6.3<br>6 | 62<br>6.0<br>6         |
| <u>Aguayo, Artura</u><br>1596383361<br>5  | 01/03<br>11-05               | 11<br>3       | (F)      | NPR<br>GE<br>NS | 29<br>4.5<br>4 | 27<br>4.1<br>4     | 60<br>6.0<br>6 | 69<br>6.8<br>6 | 66<br>6.7<br>6 | 66<br>6.7<br>6         |
| <u>Aguilar, Preston</u><br>1596383362<br>5  | 01/03<br>11-05               | 11<br>3       | (M)      | NPR<br>GE<br>NS | 38<br>4.8<br>4 | 32<br>4.4<br>4     | 64<br>6.3<br>6 | 74<br>7.1<br>6 | 71<br>7.1<br>6 | 70<br>6.9<br>6         |
| <u>Aguilera, Asianah</u><br>1596383363<br>5                                       | 01/03<br>11-05               | 11<br>3       | (F)      | NPR<br>GE<br>NS | 41<br>4.9<br>5 | 38<br>4.8<br>4     | 68<br>6.8<br>6 | 80<br>7.7<br>7 | 77<br>7.7<br>7 | 75<br>7.3<br>6         |
| <u>Aguirre, Matthew</u><br>1596383364<br>5  | 01/03<br>11-05<br>O1         | 11<br>3       | (M)      | NPR<br>GE<br>NS | 46<br>5.1<br>5 | 46<br>5.0<br>5     | 73<br>7.1<br>6 | 85<br>8.0<br>7 | 83<br>8.2<br>7 | 81<br>7.9<br>7         |
| <u>Akers, Ina</u><br>1596383365<br>5  | 01/03<br>11-05<br>O2         | 11<br>3       | (F)      | NPR<br>GE<br>NS | 52<br>5.3<br>5 | 51<br>5.2<br>5     | 75<br>7.4<br>6 | 89<br>8.7<br>8 | 88<br>8.9<br>7 | 84<br>8.2<br>7         |

# Stanine (S or NS)

## Student Profile For Artura Aguayo

Student ID: 1596383361

Logramos®

Form: 3

Test Date: 06/01/2014

Norms: 11/01 2014

Grade: 5

TEACHE Class 8

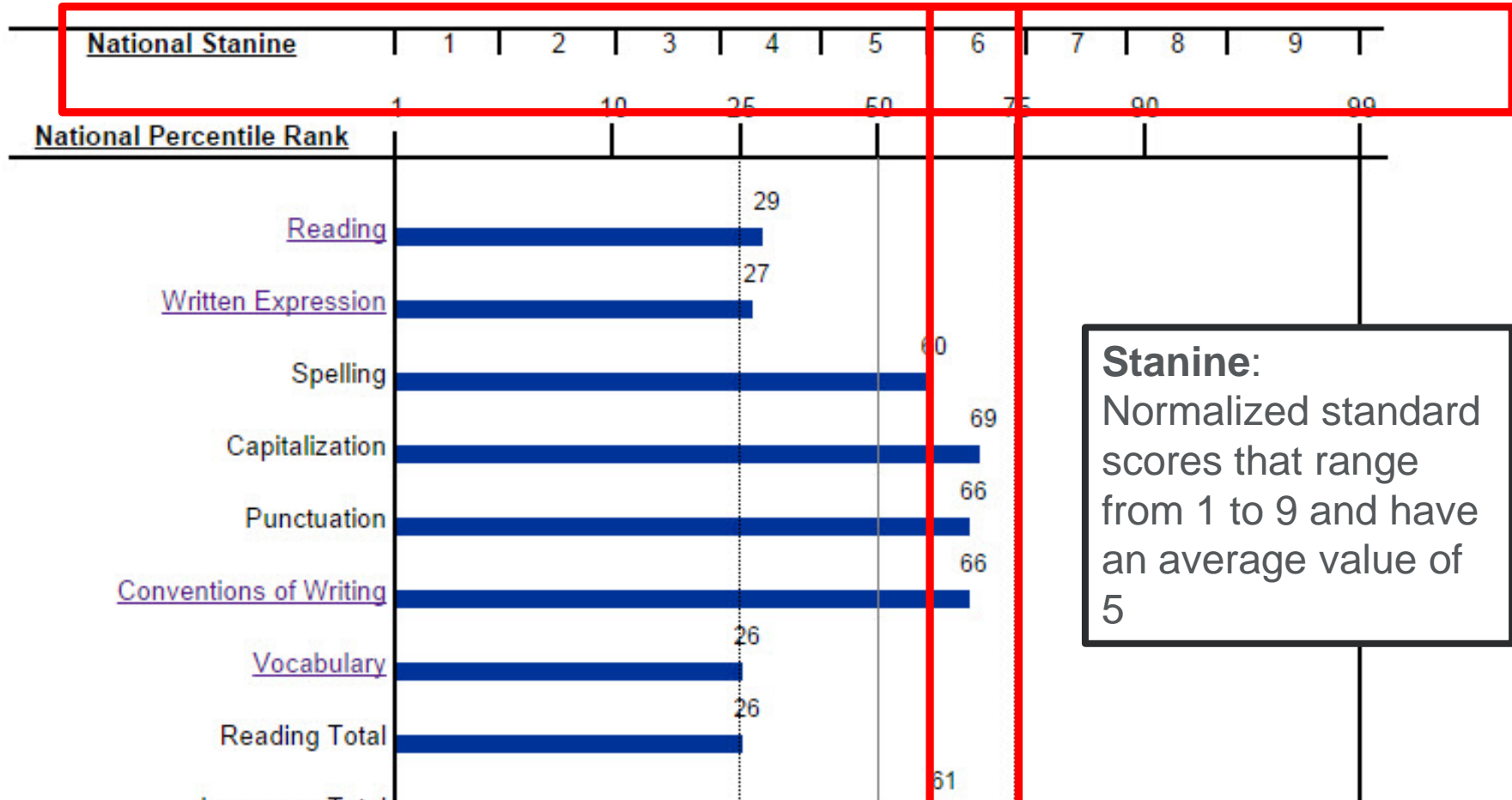
SCHOOL:

Level: 11

SYSTEM

REGION

STATE:





# STANINES

| PR      | 1 – 4 | 5 – 11 | 12 – 23 | 24 – 40 | 41 – 59 | 60 – 76 | 77 – 88 | 89 – 95 | 96 - 99 |
|---------|-------|--------|---------|---------|---------|---------|---------|---------|---------|
| Stanine | 1     | 2      | 3       | 4       | 5       | 6       | 7       | 8       | 9       |

- Score ranges from 1 – 9
- Grouped by percentile ranks
- Correspond to a given raw score
- Used to show rank/status of student to the norm group
- Should **not** be used to describe the student's developmental level or growth

# Student Profile For Artura Aguayo

Student ID: 1596383361

Logramos®

Form: 3

Test Date: 06/01/2014

Norms: 11/01 2014

Grade: 5

TEACHE Class 8

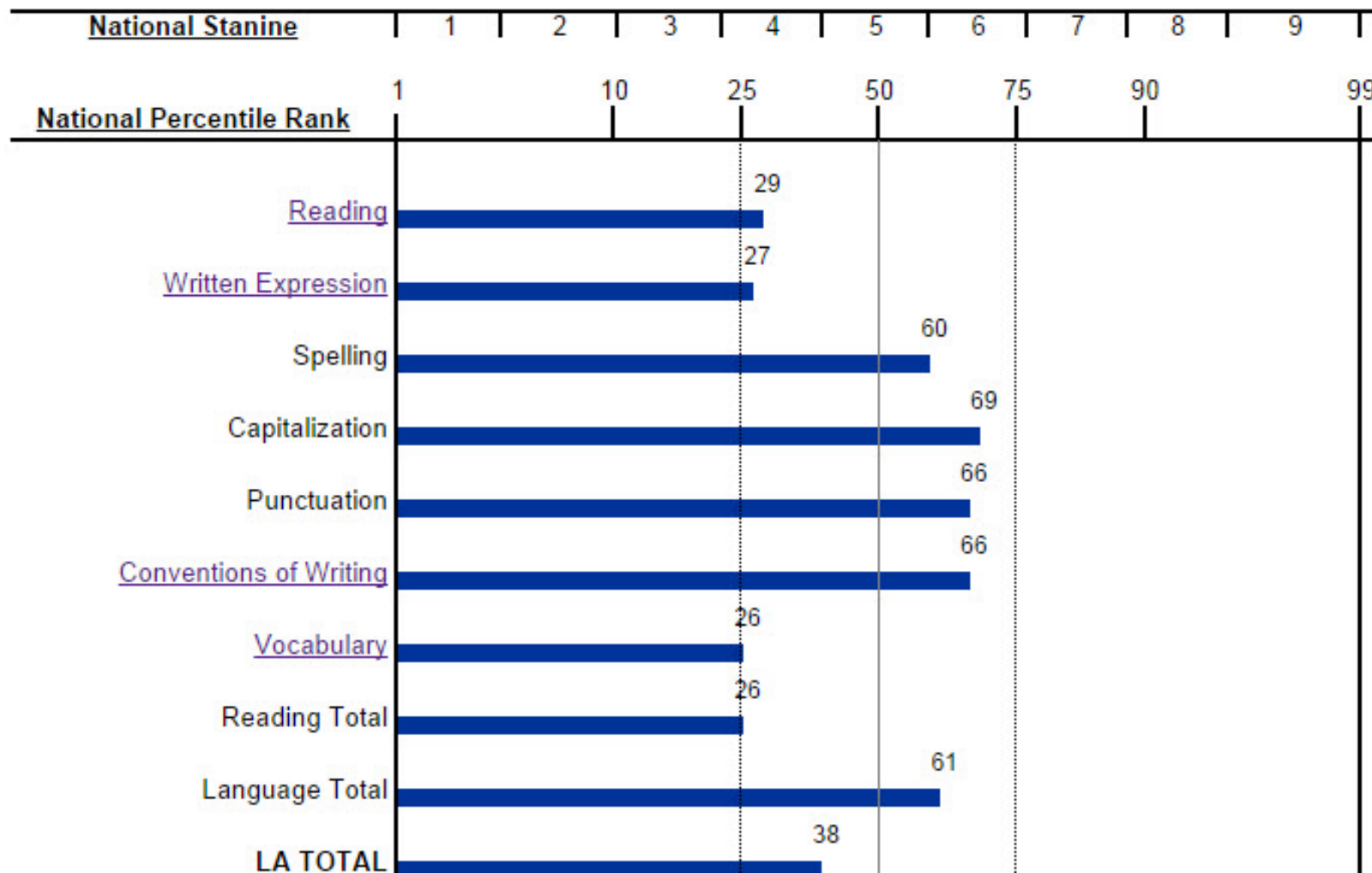
SCHOOL:

Level: 11

SYSTEM

REGION

STATE:



# Percent Correct

## Student

Student ID:  
Logramos®  
Form:  
Test Date:  
Norms:

## Percent Correct:

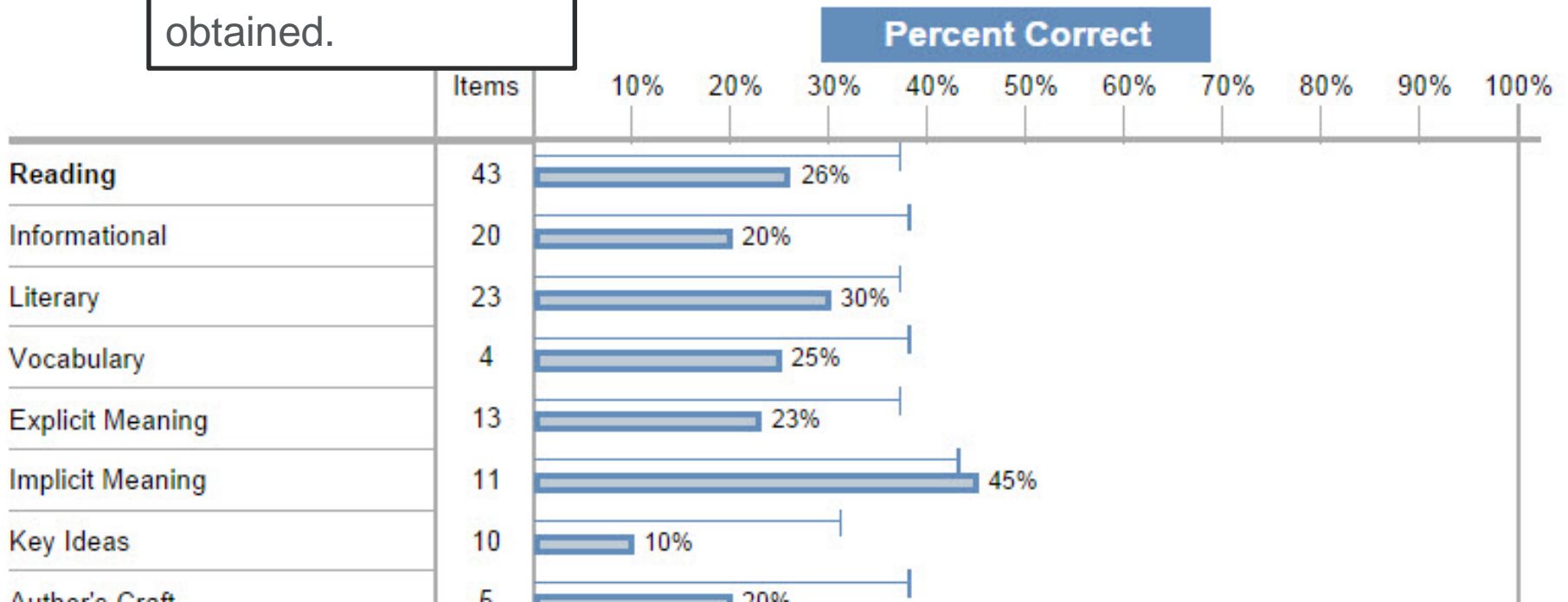
When the raw score is divided by the total number of questions and that result is multiplied by 100, the percent-correct score is obtained.

5  
Class 8  
Log Raw Score-on Lvl

Level: 11

SYSTEM Log Test Definition File  
REGION Logramos 2014  
STATE: CY1

—| Percent Correct for the Nation  
■ Percent Correct for the Student



# Group Strengths and Weaknesses

## Group Profile

Group Code: LTDF  
Logramos®

Form: 3

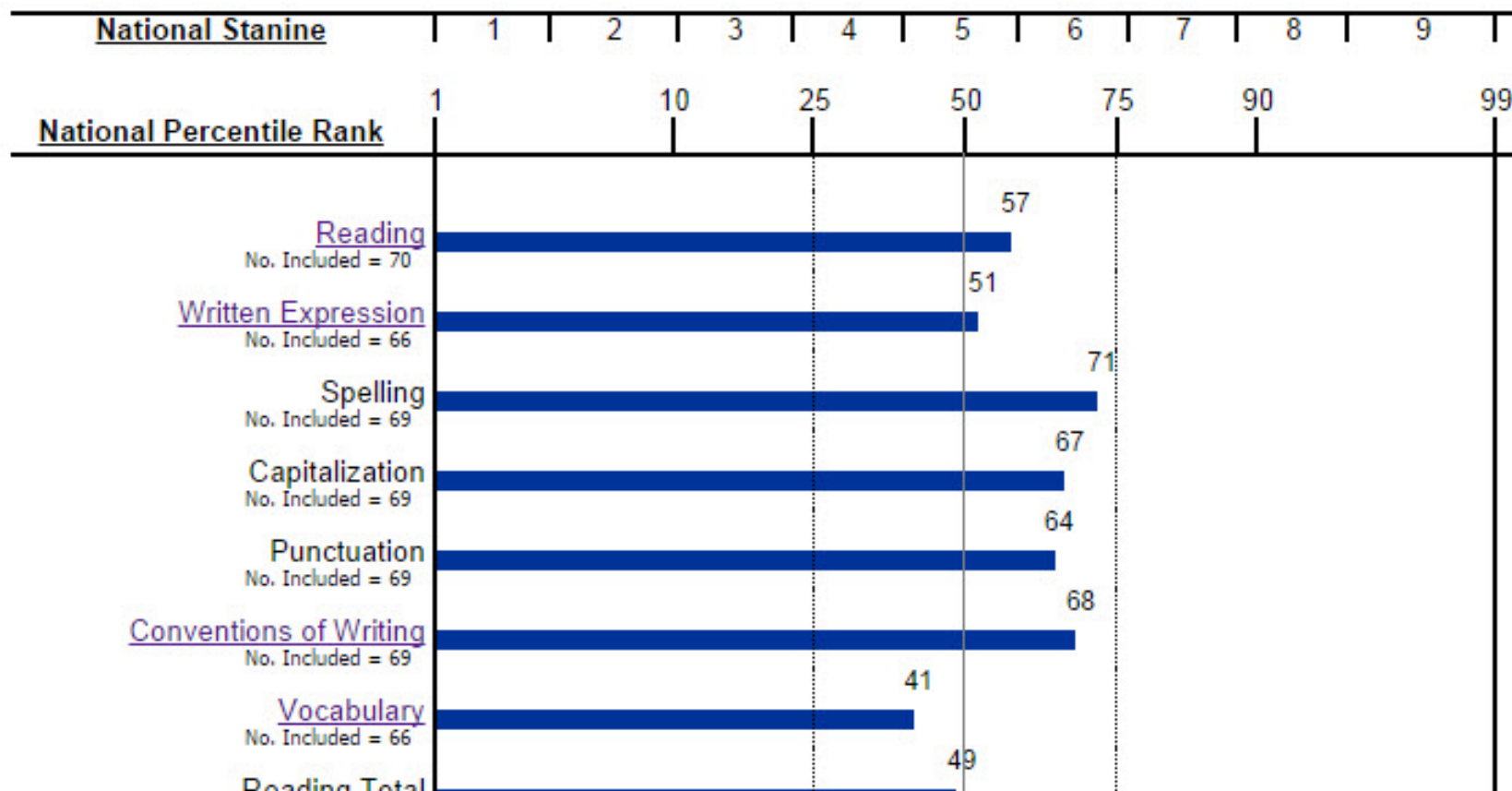
Test Date: 06/01/2014

Norms: 11/01 2014

Grade: 5

Level: 11

SYSTEM  
REGION Logramos 2014  
STATE: CY1



# Normal Curve Equivalent Score (NCE)

## Student Roster

Logramos®  
 Form: 3  
 Test Date: 06/01/2014  
 Norms: 11/01 2014

Grade: 5  
 TEACHE Class 8  
 SCHOOL: Log Raw Score-on Lvl

Level: 11  
 SYSTEM Log Test Definit  
 REGION Logramos 2014  
 STATE: CY1

## Normal Curve Equivalent Score:

Normalized standard scores that range from 1 to 99 with a mean of 50 and a standard deviation of 21.06.

Total No. Tested: 61

| STUDENT NAME<br>I.D.Number 1<br>I.D.Number 2<br>A B C D E F G H I J K L M N O P Z | Birth Date<br>Age<br>Program<br>K L M N O P Z | Level<br>Form<br>K L M N O P Z | (Gender) |     | Reading | Written Expression | Spelling |  |     |     |     |
|---|---|--------------------------------|----------|-----|---------|--------------------|----------|--|-----|-----|-----|
| <a href="#">Adkins, Devin</a><br>1596383358<br>5                                  | 01/03   | 11                             | (M)      | SS  | 188     | 191                | 207      |  |     |     |     |
|   | 11-05   | 3                              |          | NPR | 12      | 12                 | 40       |  |     |     |     |
|   |   |                                |          | GE  | 3.8     | 2.9                | 4.1      |  |     |     |     |
|   |   |                                |          | NS  | 3       | 3                  | 4        |  | 5   | 5   | 5   |
|   |   |                                |          | NCE | 25      | 25                 | 45       |  | 53  | 51  | 50  |
| <a href="#">Adomo, Armena</a><br>1596383359<br>5                                  | 01/03   | 11                             | (F)      | SS  | 191     | 194                | 207      |  | 219 | 215 | 214 |
|   | 11-05   | 3                              |          | NPR | 18      | 14                 | 48       |  | 60  | 60  | 58  |
|   |   |                                |          | GE  | 4.0     | 3.2                | 5.1      |  | 6.0 | 6.0 | 5.8 |
|   |   |                                |          | NS  | 3       | 3                  | 5        |  | 6   | 6   | 5   |
|   |   |                                |          | NCE | 31      | 28                 | 49       |  | 55  | 55  | 54  |
| <a href="#">Agosto, Alba</a><br>1596383360<br>5                                   | 01/03   | 11                             | (M)      | SS  | 193     | 197                | 211      |  | 223 | 218 | 217 |
|   | 11-05   | 3                              |          | NPR | 23      | 19                 | 56       |  | 64  | 64  | 62  |
|   |   |                                |          | GE  | 4.2     | 3.8                | 5.7      |  | 6.3 | 6.3 | 6.0 |
|   |   |                                |          | NS  | 3       | 3                  | 5        |  | 6   | 6   | 6   |
|   |   |                                |          | NCE | 35      | 32                 | 53       |  | 58  | 57  | 56  |
| <a href="#">Aguayo, Artura</a><br>1596383361<br>5                                 | 01/03   | 11                             | (F)      | SS  | 195     | 200                | 214      |  | 228 | 220 | 221 |
|   | 11-05   | 3                              |          | NPR | 29      | 27                 | 60       |  | 69  | 66  | 66  |
|   |   |                                |          | GE  | 4.5     | 4.1                | 6.0      |  | 6.8 | 6.7 | 6.7 |
|   |   |                                |          | NS  | 4       | 4                  | 6        |  | 6   | 6   | 6   |
|   |   |                                |          | NCE | 39      | 37                 | 55       |  | 61  | 59  | 59  |
| <a href="#">Aguilar, Preston</a><br>1596383362<br>5                               | 01/03   | 11                             | (M)      | SS  | 198     | 202                | 217      |  | 232 | 224 | 224 |
|   | 11-05   | 3                              |          | NPR | 38      | 32                 | 64       |  | 74  | 71  | 70  |
|   |   |                                |          | GE  | 4.8     | 4.4                | 6.3      |  | 7.1 | 7.1 | 6.9 |
|   |   |                                |          | NS  | 4       | 4                  | 6        |  | 6   | 6   | 6   |
|   |   |                                |          | NCE | 44      | 40                 | 58       |  | 64  | 62  | 61  |
| <a href="#">Aquilera, Asianah</a><br>1596383363<br>5                              | 01/03   | 11                             | (F)      | SS  | 199     | 204                | 220      |  | 237 | 228 | 228 |
|   | 11-05   | 3                              |          | NPR | 41      | 38                 | 68       |  | 80  | 77  | 75  |
|   |   |                                |          | GE  | 4.9     | 4.8                | 6.8      |  | 7.7 | 7.7 | 7.3 |
|   |   |                                |          | NS  | 5       | 4                  | 6        |  | 7   | 7   | 6   |
|   |   |                                |          | NCE | 45      | 42                 | 60       |  | 67  | 66  | 64  |

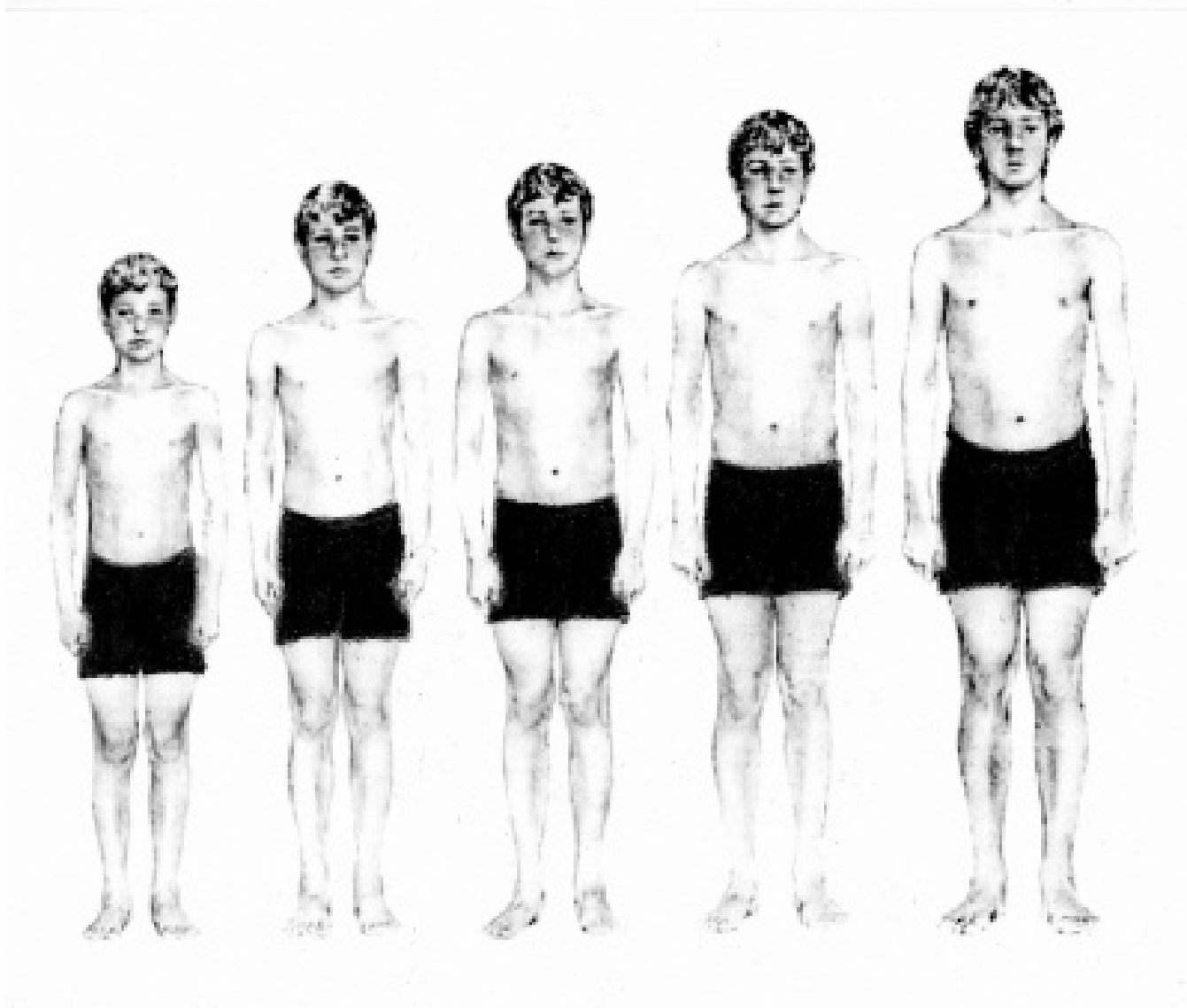
# Relationship between scores

|                        |      |       |       |       |       |       |       |       |       |
|------------------------|------|-------|-------|-------|-------|-------|-------|-------|-------|
| <b>Stanine</b>         | 1    | 2     | 3     | 4     | 5     | 6     | 7     | 8     | 9     |
| <b>Percentile Rank</b> | 1-4  | 5-11  | 12-23 | 24-40 | 41-59 | 60-76 | 77-88 | 89-95 | 96-99 |
| <b>NCE</b>             | 1-14 | 15-24 | 25-34 | 35-44 | 45-55 | 56-65 | 66-75 | 76-85 | 86-99 |

# Relationship between scores

|                        |      |       |       |       |       |       |       |       |       |
|------------------------|------|-------|-------|-------|-------|-------|-------|-------|-------|
| <b>Stanine</b>         | 1    | 2     | 3     | 4     | 5     | 6     | 7     | 8     | 9     |
| <b>Percentile Rank</b> | 1-4  | 5-11  | 12-23 | 24-40 | 41-59 | 60-76 | 77-88 | 89-95 | 96-99 |
| <b>NCE</b>             | 1-14 | 15-24 | 25-34 | 35-44 | 45-55 | 56-65 | 66-75 | 76-85 | 86-99 |

# Monitor Year-to-Year growth





# Standard Score (SS)

## Student Roster

Logramos®

Form: 3

Test Date: 06/01/2014

Norms: 11/01 2014

Grade: 5

TEACHE Class 8

SCHOOL: Log Raw Score-on Lvl

Level: 11

SYSTEM Log Test Definition File

REGION Logramos 2014

STATE: CY1

Total No. Tested: 61

| STUDENT NAME<br>I.D.Number 1<br>I.D.Number 2<br>A B C D E F G H I J K L M N O P Z | Birth Date<br>Age<br>Program<br>K L M N O P Z | Level<br>Form<br>K L M N O P Z | (Gender) |     | Reading | Written Expression | Spelling | Capitalization | Punctuation | Conventions of Writing |
|---|---|--------------------------------|----------|-----|---------|--------------------|----------|----------------|-------------|------------------------|
| <a href="#">Adkins, Devin</a><br>1596383358<br>5                                  | 01/03   | 11                             | (M)      | SS  | 188     | 191                | 203      | 215            | 210         | 209                    |
|   | 11-05   | 3                              |          | NPR | 12      | 12                 | 40       | 56             | 53          | 49                     |
|   | IEP   |                                |          | GE  | 3.8     | 2.9                | 4.8      | 5.7            | 5.4         | 5.2                    |
|   |   |                                |          | NS  | 3       | 3                  | 4        | 5              | 5           | 5                      |
|   |   |                                |          | NCE | 25      | 25                 | 45       | 53             | 51          | 50                     |
| <a href="#">Adomo, Armena</a><br>1596383359<br>5                                  | 01/03   | 11                             | (F)      | SS  | 191     | 194                | 207      | 219            | 215         | 214                    |
|   | 11-05   | 3                              |          | NPR | 18      | 14                 | 48       | 60             | 60          | 58                     |
|   | ALTED   |                                |          | GE  | 4.0     | 3.2                | 5.1      | 6.0            | 6.0         | 5.8                    |
|   |   |                                |          | NS  | 3       | 3                  | 5        | 6              | 6           | 5                      |
|   |   |                                |          | NCE | 31      | 28                 | 49       | 55             | 55          | 54                     |
| <a href="#">Agosto, Alba</a><br>1596383360<br>5                                   | 01/03   | 11                             | (M)      | SS  | 193     | 197                | 211      | 223            | 218         | 217                    |
|   | 11-05   | 3                              |          | NPR | 23      | 19                 | 56       | 64             | 64          | 62                     |
|   | GT  |                                |          | GE  | 4.2     | 3.8                | 5.7      | 6.3            | 6.3         | 6.0                    |
|   |   |                                |          | NS  | 3       | 3                  | 5        | 6              | 6           | 6                      |
|   |   |                                |          | NCE | 35      | 32                 | 53       | 58             | 57          | 56                     |
| <a href="#">Aguayo, Artura</a><br>1596383361<br>5                                 | 01/03   | 11                             | (F)      | SS  | 195     | 200                | 214      | 228            | 220         | 221                    |
|   | 11-05   | 3                              |          | NPR | 29      | 27                 | 60       | 69             | 66          | 66                     |
|   |   |                                |          | GE  | 4.5     | 4.1                | 6.8      | 6.8            | 6.7         | 6.7                    |
|   |   |                                |          | NS  | 4       | 4                  | 6        | 6              | 6           | 6                      |
|   |   |                                |          | NCE | 39      | 37                 | 55       | 61             | 59          | 59                     |
| <a href="#">Aguilar, Preston</a><br>1596383362<br>5                               | 01/03   | 11                             | (M)      | SS  | 198     | 202                | 217      | 232            | 224         | 224                    |
|   | 11-05   | 3                              |          | NPR | 38      | 32                 | 64       | 74             | 71          | 70                     |
|   |   |                                |          | GE  | 4.8     | 4.4                | 6.3      | 7.1            | 7.1         | 6.9                    |
|   |   |                                |          | NS  | 4       | 4                  | 6        | 6              | 6           | 6                      |
|   |   |                                |          | NCE | 44      | 40                 | 58       | 64             | 62          | 61                     |
| <a href="#">Aquilera, Asianah</a><br>1596383363<br>5                              | 01/03   | 11                             | (F)      | SS  | 199     | 204                | 220      | 237            | 228         | 228                    |
|   | 11-05   | 3                              |          | NPR | 41      | 38                 | 68       | 80             | 77          | 75                     |
|   |   |                                |          | GE  | 4.9     | 4.8                | 6.8      | 7.7            | 7.7         | 7.3                    |
|   |   |                                |          | NS  | 5       | 4                  | 6        | 7              | 7           | 6                      |
|   |   |                                |          | NCE | 45      | 42                 | 60       | 67             | 66          | 64                     |

# Standard Score (SS)

**Standard Score:**  
 A number that describes a student's location on an achievement continuum with the scale based on the *Logramos Assessments* test subjects' growth model.

## Student Roster

Logramos®  
 Form: 3  
 Test Date: 06/01/2014  
 Norms: 11/01 2014

Grade: 5  
 TEACHE Class 8  
 SCHOOL: Log Raw Score-on Lvl

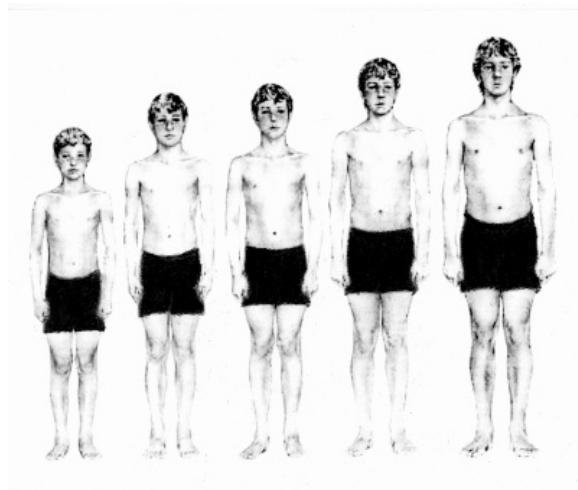
Level: 11  
 SYSTEM Log  
 REGION Log  
 STATE: CY1

Total No. Tested: 61

| STUDENT NAME<br>I.D.Number 1<br>I.D.Number 2<br>A B C D E F G H I J K L M N O P Z | Birth Date<br>Age<br>Program<br>K L M N O P Z | Level (Gender)<br>Form<br>Program<br>K L M N O P Z |     | Reading | Written Expression |     |     |     |     |
|---|---|--|-----|---------|--------------------|-----|-----|-----|-----|
| <a href="#">Adkins, Devin</a><br>1596383358<br>5                                  | 01/03<br>11-05<br>IEP                         | 11 (M)<br>3  | SS  | 188     | 191                | 203 | 215 | 210 | 209 |
|   |   |  | NPR | 12      | 12                 | 40  | 56  | 53  | 49  |
|   |   |  | GE  | 3.8     | 2.9                | 4.8 | 5.7 | 5.4 | 5.2 |
|   |   |  | NS  | 3       | 3                  | 4   | 5   | 5   | 5   |
|   |   |  | NCE | 25      | 25                 | 45  | 53  | 51  | 50  |
| <a href="#">Adomo, Armena</a><br>1596383359<br>5                                  | 01/03<br>11-05<br>ALTED                       | 11 (F)<br>3  | SS  | 191     | 194                | 207 | 219 | 215 | 214 |
|   |   |  | NPR | 18      | 14                 | 48  | 60  | 60  | 58  |
|   |   |  | GE  | 4.0     | 3.2                | 5.1 | 6.0 | 6.0 | 5.8 |
|   |   |  | NS  | 3       | 3                  | 5   | 6   | 6   | 5   |
|   |   |  | NCE | 31      | 28                 | 49  | 55  | 55  | 54  |
| <a href="#">Agosto, Alba</a><br>1596383360<br>5                                   | 01/03<br>11-05<br>GT                          | 11 (M)<br>3  | SS  | 193     | 197                | 211 | 223 | 218 | 217 |
|   |   |  | NPR | 23      | 19                 | 56  | 64  | 64  | 62  |
|   |   |  | GE  | 4.2     | 3.8                | 5.7 | 6.3 | 6.3 | 6.0 |
|   |   |  | NS  | 3       | 3                  | 5   | 6   | 6   | 6   |
|   |   |  | NCE | 35      | 32                 | 53  | 58  | 57  | 56  |
| <a href="#">Aguayo, Artura</a><br>1596383361<br>5                                 | 01/03<br>11-05                                | 11 (F)<br>3  | SS  | 195     | 200                | 214 | 228 | 220 | 221 |
|   |   |  | NPR | 29      | 27                 | 60  | 69  | 66  | 66  |
|   |   |  | GE  | 4.5     | 4.1                | 6.0 | 6.8 | 6.7 | 6.7 |
|   |   |  | NS  | 4       | 4                  | 6   | 6   | 6   | 6   |
|   |   |  | NCE | 39      | 37                 | 55  | 61  | 59  | 59  |
| <a href="#">Aguilar, Preston</a><br>1596383362<br>5                               | 01/03<br>11-05                                | 11 (M)<br>3  | SS  | 198     | 202                | 217 | 232 | 224 | 224 |
|   |   |  | NPR | 38      | 32                 | 64  | 74  | 71  | 70  |
|   |   |  | GE  | 4.8     | 4.4                | 6.3 | 7.1 | 7.1 | 6.9 |
|   |   |  | NS  | 4       | 4                  | 6   | 6   | 6   | 6   |
|   |   |  | NCE | 44      | 40                 | 58  | 64  | 62  | 61  |
| <a href="#">Aguilera, Asianah</a><br>1596383363<br>5                              | 01/03<br>11-05                                | 11 (F)<br>3  | SS  | 199     | 204                | 220 | 237 | 228 | 228 |
|   |   |  | NPR | 41      | 38                 | 68  | 80  | 77  | 75  |
|   |   |  | GE  | 4.9     | 4.8                | 6.8 | 7.7 | 7.7 | 7.3 |
|   |   |  | NS  | 5       | 4                  | 6   | 7   | 7   | 6   |
|   |   |  | NCE | 45      | 42                 | 62  | 67  | 66  | 64  |

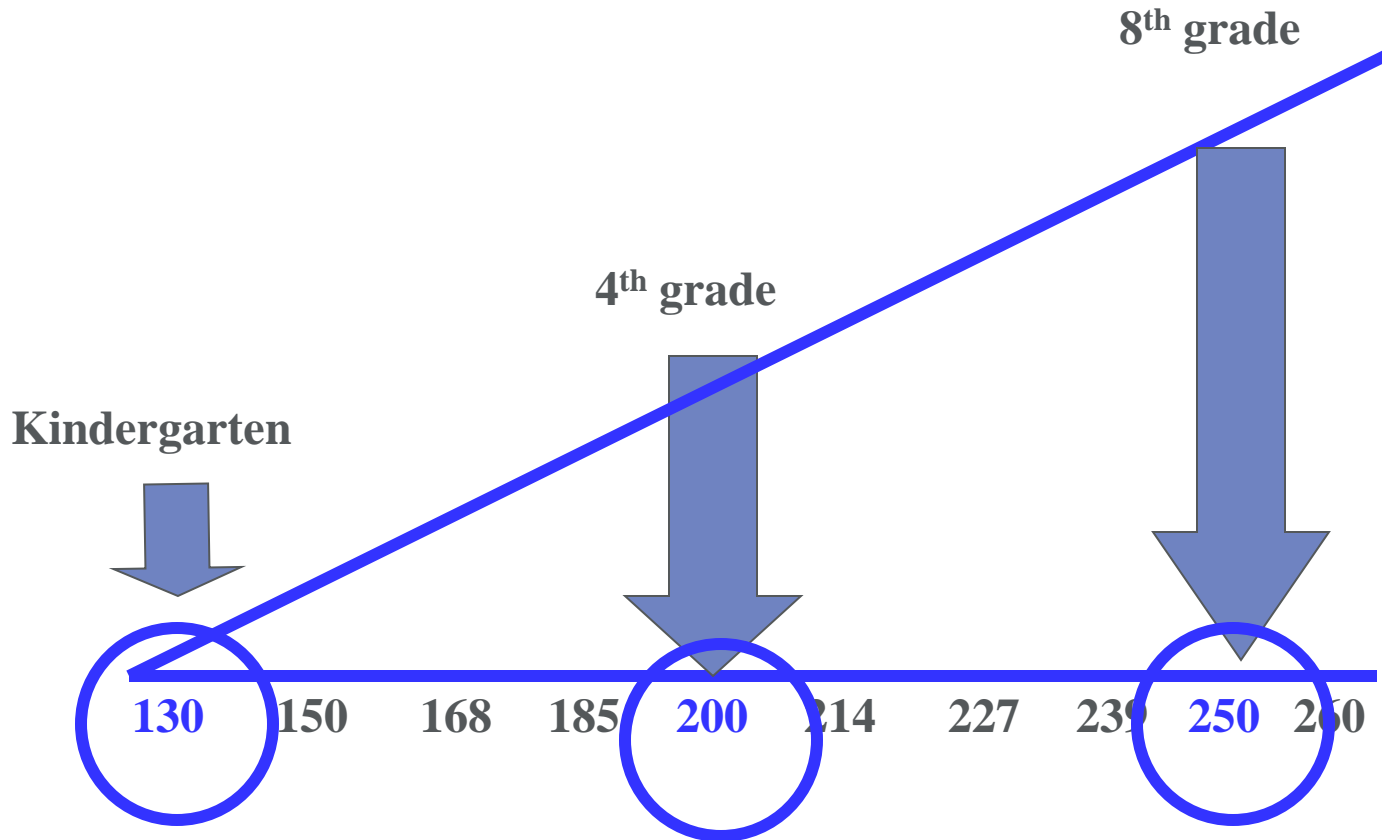
# Standard Score: (SS)

| <b>GRADE</b>                      | <b>K</b> | <b>1</b> | <b>2</b> | <b>3</b> | <b>4</b> | <b>5</b> | <b>6</b> | <b>7</b> | <b>8</b> | <b>9</b> |
|-----------------------------------|----------|----------|----------|----------|----------|----------|----------|----------|----------|----------|
| <b>MEDIAN<br/>SCALE<br/>SCORE</b> | 130      | 150      | 168      | 185      | 200      | 214      | 227      | 239      | 250      | 260      |



# Standard Score Ranges:

to measure growth and show progress



# Grade Equivalent (GE)

## Grade Equivalent:

A decimal number that describes a student's location on an achievement continuum in terms of grade and months at which the typical student received this score (for example, 3.2 is third grade and two months into that grade)

### Student Roster

Logramos®  
 Form: 3  
 Test Date: 06/01/2014  
 Norms: 11/01 2014

Grade: 5  
 TEACHE Class 8  
 SCHOOL: Log Raw Score-on

Total No. T

| STUDENT NAME                           | Birth Date              | Level   | (Gender) |     |     |     |     |     |     |     |   |   |   |   |   |   |
|--|-------------------------|---------|----------|-----|-----|-----|-----|-----|-----|-----|---|---|---|---|---|---|
| I.D.Number 1                           | Age                     | Form    |          |     |     |     |     |     |     |     |   |   |   |   |   |   |
| I.D.Number 2                           | Program                 |         |          |     |     |     |     |     |     |     |   |   |   |   |   |   |
| A                                      | B                       | C       | D        | E   | F   | G   | H   | I   | J   | K   | L | M | N | O | P | Z |
| <u>Adkins, Devin</u><br>1596383358     | 01/03<br>11-05<br>IEP   | 11<br>3 | (M)      | SS  | 12  | 12  | 40  | 56  | 53  | 49  |   |   |   |   |   |   |
| 5                                      |                         |         |          | NPR | 3.8 | 2.9 | 4.8 | 5.7 | 5.4 | 5.2 |   |   |   |   |   |   |
|  |                         |         |          | GE  | 3   | 3   | 4   | 5   | 5   | 5   |   |   |   |   |   |   |
|  |                         |         |          | NS  | 25  | 25  | 45  | 53  | 51  | 50  |   |   |   |   |   |   |
|  |                         |         |          | NCE |     |     |     |     |     |     |   |   |   |   |   |   |
| <u>Adomo, Armena</u><br>1596383359     | 01/03<br>11-05<br>ALTED | 11<br>3 | (F)      | SS  | 191 | 194 | 207 | 219 | 215 | 214 |   |   |   |   |   |   |
| 5                                      |                         |         |          | NPR | 18  | 14  | 48  | 60  | 60  | 58  |   |   |   |   |   |   |
|  |                         |         |          | GE  | 4.0 | 3.2 | 5.1 | 6.0 | 6.0 | 5.8 |   |   |   |   |   |   |
|  |                         |         |          | NS  | 3   | 3   | 5   | 6   | 6   | 5   |   |   |   |   |   |   |
|  |                         |         |          | NCE | 31  | 28  | 49  | 55  | 55  | 54  |   |   |   |   |   |   |
| <u>Agosto, Alba</u><br>1596383360      | 01/03<br>11-05<br>GT    | 11<br>3 | (M)      | SS  | 193 | 197 | 211 | 223 | 218 | 217 |   |   |   |   |   |   |
| 5                                      |                         |         |          | NPR | 23  | 19  | 56  | 64  | 64  | 62  |   |   |   |   |   |   |
|  |                         |         |          | GE  | 4.2 | 3.8 | 5.7 | 6.3 | 6.3 | 6.0 |   |   |   |   |   |   |
|  |                         |         |          | NS  | 3   | 3   | 5   | 6   | 6   | 6   |   |   |   |   |   |   |
|  |                         |         |          | NCE | 35  | 32  | 53  | 58  | 57  | 56  |   |   |   |   |   |   |
| <u>Aguayo, Artura</u><br>1596383361    | 01/03<br>11-05          | 11<br>3 | (F)      | SS  | 195 | 200 | 214 | 228 | 220 | 221 |   |   |   |   |   |   |
| 5                                      |                         |         |          | NPR | 29  | 27  | 60  | 69  | 66  | 66  |   |   |   |   |   |   |
|  |                         |         |          | GE  | 4.5 | 4.1 | 6.0 | 6.8 | 6.7 | 6.7 |   |   |   |   |   |   |
|  |                         |         |          | NS  | 4   | 4   | 6   | 6   | 6   | 6   |   |   |   |   |   |   |
|  |                         |         |          | NCE | 39  | 37  | 55  | 61  | 59  | 59  |   |   |   |   |   |   |
| <u>Aguilar, Preston</u><br>1596383362  | 01/03<br>11-05          | 11<br>3 | (M)      | SS  | 198 | 202 | 217 | 232 | 224 | 224 |   |   |   |   |   |   |
| 5                                      |                         |         |          | NPR | 38  | 32  | 64  | 74  | 71  | 70  |   |   |   |   |   |   |
|  |                         |         |          | GE  | 4.8 | 4.4 | 6.3 | 7.1 | 7.1 | 6.9 |   |   |   |   |   |   |
|  |                         |         |          | NS  | 4   | 4   | 6   | 6   | 6   | 6   |   |   |   |   |   |   |
|  |                         |         |          | NCE | 44  | 40  | 58  | 64  | 62  | 61  |   |   |   |   |   |   |
| <u>Aguilera, Asianah</u><br>1596383363 | 01/03<br>11-05          | 11<br>3 | (F)      | SS  | 199 | 204 | 220 | 237 | 228 | 228 |   |   |   |   |   |   |
| 5                                      |                         |         |          | NPR | 41  | 38  | 68  | 80  | 77  | 75  |   |   |   |   |   |   |
|  |                         |         |          | GE  | 4.9 | 4.8 | 6.8 | 7.7 | 7.7 | 7.3 |   |   |   |   |   |   |
|  |                         |         |          | NS  | 5   | 4   | 6   | 7   | 6   | 6   |   |   |   |   |   |   |
|  |                         |         |          | NCE | 45  | 42  | 60  | 67  | 66  | 64  |   |   |   |   |   |   |

# Understanding Grade Equivalents

- The GE only estimates a student's developmental level, it does not provide a prescription for grade placement.
- **EXAMPLE**
  - A 5<sup>th</sup> grade student scoring a GE of 7.6 can be interpreted as “the 5<sup>th</sup> grade student scored as well as the typical student who has just finished the sixth month of 7<sup>th</sup> grade”

# DataManager Reports

## Basic Navigation

## Create a Report

### Select Report Criteria

|                                 |   |
|---------------------------------|---|
| Assessment                      | Logramos  |
| Test Administration Date        | 08/01/2014 - Logramos   |
| Display Type                    | Student Roster  |
| Grade/Level                     | Grade K / Level 5/6   |
| Level of Analysis               | Test and Composite Analysis   |
| Score(s)                        | National Percentile Rank  |
| Students Coded in Office Use    | Included  |
| Composite Calculation Options   | Include in Math Total, Excluded from Core and Complete Composite Calculation                                      |
| Content Scope                   | Reading, Language, Vocabulary, LA TOTAL, Word Analysis, Listening, EXTENDED LA TOTAL, Mathematics, CORE COMPOSITE |
| DISTRICT                        | All   |
| Population Filters              | None  |
| Score Filters                   | None  |
| Score Warning/Indicator Filters | None  |

Save Criteria

Run in Background

Run Report



# Reports

- Data Export
- Student Roster
- List of Student Scores (Scoring Service Print Style)
- Student Profile
- Student Profile Narrative (Scoring Service Print Style)
- Group Roster
- Group Profile
- Group Summary (Scoring Service Print Style)

## Reports

### Navigate

- Add DataManager Reporting Key
- Create a Report
- Report Center

### Saved Criteria

- Load/Manage

## Create a Report

### Select Report Criteria for

|                             |  |
|-----------------------------|--|
| Assessment                  | Logramos   |
| Test Administration Date    | 10/10/2014 - Logramos Fall 2014  |
| Display Type                | Student Profile  |
| Grade/Level                 | Grade 3 / Level 9  |
| Level of Analysis           | Skill Domain Analysis  |
| Display Options             | <input type="radio"/> Common Core State Standard Domains<br><input checked="" type="radio"/> Logramos Domains  |
| Skill Domain Classification |  |
| Content Scope               | Reading, Written Expression, Conventions of Writing, Vocabulary, Word Analysis, Listening, Mathematics, Computation, Social Studies, Science, Information Literacy |
| Sub Content Scope           | All  |
| Building                    | Ross Elementary  |
| Class                       | Hensley  |
| Student                     | Diego, Lucas   |

Save Criteria

Run in Background

Run Report

# Data Export

## Create a Report

**Select Report Criteria**

|                          |   |
|--------------------------|---|
| Assessment               | Logramos                                    |
| Test Administration Date | 06/01/2014 - Logramos3 2014                 |
| Display Type             | Data Export                                 |
| Grade                    | [All] [Deselect All]                        |
| Export Template          | <input checked="" type="checkbox"/> Grade K |
| Export Format            | <input type="checkbox"/> Grade 1            |
| SCHOOL                   | <input type="checkbox"/> Grade 2            |
|                          | <input type="checkbox"/> Grade 3            |
|                          | <input type="checkbox"/> Grade 4            |
|                          | <input type="checkbox"/> Grade 5            |
|                          | <input type="checkbox"/> Grade 6            |
|                          | <input type="checkbox"/> Grade 7            |
|                          | <input type="checkbox"/> Grade 8            |

## Create a Report

### Select Report Criteria

|                          |   |
|--------------------------|---|
| Assessment               | Logramos  |
| Test Administration Date | 06/01/2014 - Logramos3 2014                             |
| Display Type             | Data Export   |
| Grade                    | Grade 5   |
| Export Template          | <input checked="" type="radio"/> Standard               |
| Export Format            | <input type="radio"/> Custom Data Fields (select below) |
| SCHOOL                   | All   |

Save Criteria

Run in Background

## Data Export

Logramos®

Test Date: 06/01/2014  
 Norms: 11/01 2014

SYSTEM Log Test Definition File  
 REGION Logramos 2014  
 STATE: CY1

Data Export NS LS is available to download by clicking the link below:

[Data Export NS LS\\_06-Oct-14\\_t093702.txt](#)

Export Format: ASCII Comma-Delimited

Grade: 0,1,2,3,4,5,6,7,8

| Field | Length | Field Name            |
|-------|--------|-----------------------|
| 1     | 30     | Class Name            |
| 2     | 2      | Class Grade           |
| 3     | 20     | Student Last Name     |
| 4     | 20     | Student First Name    |
| 5     | 11     | Student ID            |
| 6     | 30     | National Stanine (NS) |
| 7     | 30     | Local Stanines        |

# Student Roster

## Create a Report

**Select Report Criteria**

|                                 |   |
|---------------------------------|---|
| Assessment                      | Logramos                                    |
| Test Administration Date        | 06/01/2014 - Logramos3 2014                 |
| Display Type                    | Student Roster                              |
| Grade/Level                     | <input type="radio"/> Grade 1 / Level 5/6   |
| Level of Analysis               | <input type="radio"/> Grade 1 / Level 7     |
| Score(s)                        | <input type="radio"/> Grade 1 / Level 8     |
| Students Coded in Office Use    | <input type="radio"/> Grade 1 / Level 9     |
| Composite Calculation Options   | <input type="radio"/> Grade 1 / Level 10    |
| Content Scope                   | <input type="radio"/> Grade 1 / Level 11    |
| SCHOOL                          | <input type="radio"/> Grade 1 / Level 12    |
| Population Filters              | <input type="radio"/> Grade 1 / Level 13    |
| Score Filters                   | <input type="radio"/> Grade 1 / Level 14-15 |
| Score Warning/Indicator Filters | <input type="radio"/> Grade 2 / Level 5/6   |
|                                 | <input type="radio"/> Grade 2 / Level 7     |

## Create a Report

### Select Report Criteria

|                                 |   |
|---------------------------------|---|
| Assessment                      | Logramos  |
| Test Administration Date        | 06/01/2014 - Logramos3 2014   |
| Display Type                    | Student Roster  |
| Grade/Level                     | Grade 5 / Level 11  |
| Level of Analysis               | <input checked="" type="radio"/> Test and Composite Analysis<br><input type="radio"/> Skill Domain Analysis |
| Score(s)                        |   |
| Students Coded in Office Use    | Included  |
| Composite Calculation Options   | Include in Math Total, Excluded from Core and Complete Composite Calculation                                |
| Content Scope                   | All   |
| SCHOOL                          | All   |
| Population Filters              | None  |
| Score Filters                   | None  |
| Score Warning/Indicator Filters | None  |

Save Criteria

Run in Background

Run Report

## Create a Report

### Select Report Criteria

Assessment Logramos  
Test Administration Date 06/01/2014 - Logramos3 2014  
Display Type Student Roster  
Grade/Level Grade 5 / Level 11  
Level of Analysis Test and Composite Analysis  
Score(s) [Deselect All]  
Students Coded in Office Use  National Percentile Rank  
Composite Calculation Options  Normal Curve Equivalent  
 Grade Equivalent  
Content Scope  Standard Score  
SCHOOL  Local Percentile Rank  
Population Filters  Local Stanine  
Score Filters  
Score Warning/Indicator Filters

Min: 1 Max: 5 Selected: 1

Save Criteria

Run in Background

Run Report



## Create a Report

### Select Report Criteria

|                                 |   |
|---------------------------------|---|
| Assessment                      | Logramos  |
| Test Administration Date        |   |
| Display Type                    |   |
| Grade/Level                     |   |
| Level of Analysis               |   |
| Score(s)                        |   |
| Students Coded in Office Use    |   |
| Composite Calculation Options   | <u>Math Computation</u><br><input checked="" type="radio"/> Include in Math Total<br><input type="radio"/> Exclude from Math Total<br><br><u>Extended LA Total</u><br><input type="radio"/> Included in Core and Complete Composite Calculation<br><input checked="" type="radio"/> Excluded from Core and Complete Composite Calculation |
| Content Scope                   | All   |
| SCHOOL                          | All   |
| Population Filters              | None  |
| Score Filters                   | None  |
| Score Warning/Indicator Filters | None  |

Save Criteria

Run in Background

Run Report

## Create a Report

### Select Report Criteria

Assessment  
Test Administration Date  
Display Type  
Grade/Level  
Level of Analysis  
Score(s)  
Students Coded in Office Use  
Composite Calculation Options  
Content Scope  
SCHOOL  
Population Filters  
Score Filters  
Score Warning/Indicator Filters

[All] [Deselect All]

- Reading
- Written Expression
- Spelling
- Capitalization
- Punctuation
- Conventions of Writing
- Vocabulary
- Reading Total
- Language Total
- LA TOTAL

All

None

None

None

Save Criteria

Run in Background

Run Report

## Create a Report

### Select Report Criteria

|                                 |  |
|---------------------------------|--|
| Assessment                      | Logramos                                   |
| Test Administration Date        | 06/01/2014 - Logramos3 2014                |
| Display Type                    | Student Roster                             |
| Grade/Level                     | Grade 5 / Level 11                         |
| Level of Analysis               | Test and Composite Analysis                |
| Score(s)                        | National Percentile Rank, Grade Equivalent |
| Students Coded in Office Use    | <input checked="" type="radio"/> All       |
| Composite Calculation Options   | <input type="radio"/> Adams Elementary     |
| Content Scope                   | <input type="radio"/> DeSoto Elementary    |
| SCHOOL                          | <input type="radio"/> Franklin Elementary  |
| Population Filters              | None                                       |
| Score Filters                   | None                                       |
| Score Warning/Indicator Filters | None                                       |

Save Criteria

Run in Background

Run Report

## Student Roster

Logramos®

Form: 3

Test Date: 06/01/2014

Norms: 11/01 2014

Grade: 1

Level: 7

SYSTEM Log Test Definition File

REGION Logramos 2014

STATE: CY1

Total No. Tested: 50

| STUDENT NAME<br>I.D.Number 1<br>I.D.Number 2<br>A B C D E F G H I J K L M N O P Z | Birth Date<br>Age<br>Program | Level<br>Form | (Gender) |           | Reading   | Language  | Vocabulary | Reading Total | Language Total | LA TOTAL  | V |
|---|------------------------------|---------------|----------|-----------|-----------|-----------|------------|---------------|----------------|-----------|---|
| <a href="#">Abeyta, Abran</a><br>1596373046<br>1                                  | 01/07<br>07-05<br>ELL        | 7<br>3        | (M)      | NPR<br>GE | 1<br>K.0  | 1<br>K.0  | 1<br>K.0   | 1<br>K.0      | 1<br>K.0       | 1<br>K.0  |   |
| <a href="#">Akers, Ina</a><br>1596373061<br>1                                     | 01/07<br>07-05<br>O2         | 7<br>3        | (F)      | NPR<br>GE | 61<br>1.7 | 57<br>1.7 | 81<br>2.4  | 68<br>1.9     | 57<br>1.7      | 62<br>1.8 |   |
| <a href="#">Alanis, Alonso</a><br>1596373062<br>1                                 | 01/07<br>07-05<br>ELL        | 7<br>3        | (M)      | NPR<br>GE | 65<br>1.9 | 60<br>1.9 | 85<br>2.7  | 72<br>2.1     | 60<br>1.9      | 66<br>2.0 |   |
| <a href="#">Alaniz, Athalia</a><br>1596373063<br>1                                | 01/07<br>07-05<br>MG         | 7<br>3        | (F)      | NPR<br>GE | 69<br>2.0 | 64<br>2.1 | 90<br>2.9  | 78<br>2.5     | 64<br>2.1      | 70<br>2.2 |   |
| <a href="#">Alarcon, Aluino</a><br>1596373064<br>1                                | 01/07<br>07-05<br>TIR        | 7<br>3        | (M)      | NPR<br>GE | 72<br>2.2 | 69<br>2.7 | 94<br>3.2  | 83<br>2.8     | 70<br>2.7      | 75<br>2.7 |   |
| <a href="#">Alba, Aurelia</a><br>1596373065<br>1                                  | 01/07<br>07-05<br>TIL        | 7<br>3        | (F)      | NPR<br>GE | 76<br>2.5 | 73<br>2.8 | 96<br>3.7  | 86<br>3.0     | 73<br>3.0      | 79<br>2.9 |   |
| <a href="#">Albert, Alan</a><br>1596373066<br>1                                   | 01/07<br>07-05<br>TIM        | 7<br>3        | (M)      | NPR<br>GE | 79<br>2.8 | 78<br>3.1 | 98<br>3.9  | 88<br>3.2     | 78<br>3.7      | 83<br>3.2 |   |

# Student Profile

## Create a Report

### Select Report Criteria

|                               |  |
|-------------------------------|--|
| Assessment                    | Logramos   |
| Test Administration Date      | 06/01/2014 - Logramos3 2014  |
| Display Type                  | Student Profile  |
| Grade/Level                   | <input checked="" type="radio"/> National Percentile Rank/National Stanine   |
| Level of Analysis             | <input type="radio"/> Grade Equivalent/Standard Score                        |
| Display Options               | <input type="radio"/> Normal Curve Equivalent/National Percentile Rank       |
| Score(s)                      | <input type="radio"/> Local Percentile Rank/Local Stanine                    |
| Composite Calculation Options | Include in Math Total, Excluded from Core and Complete Composite Calculation |
| Content Scope                 | All  |
| SCHOOL                        | DeSoto Elementary  |
| TEACHER                       | CLASS 8  |
| Student                       | DELGADILLO, GILLERMO   |

Save Criteria

Run in Background

Run Report

MultiUserTest License

### Student Profile For Carla Diaz

Student ID: 1596383086

Logramos®

Form: 3

Test Date: 06/01/2014

Norms: 11/01 2014

Grade: 5

TEACHE Class 8

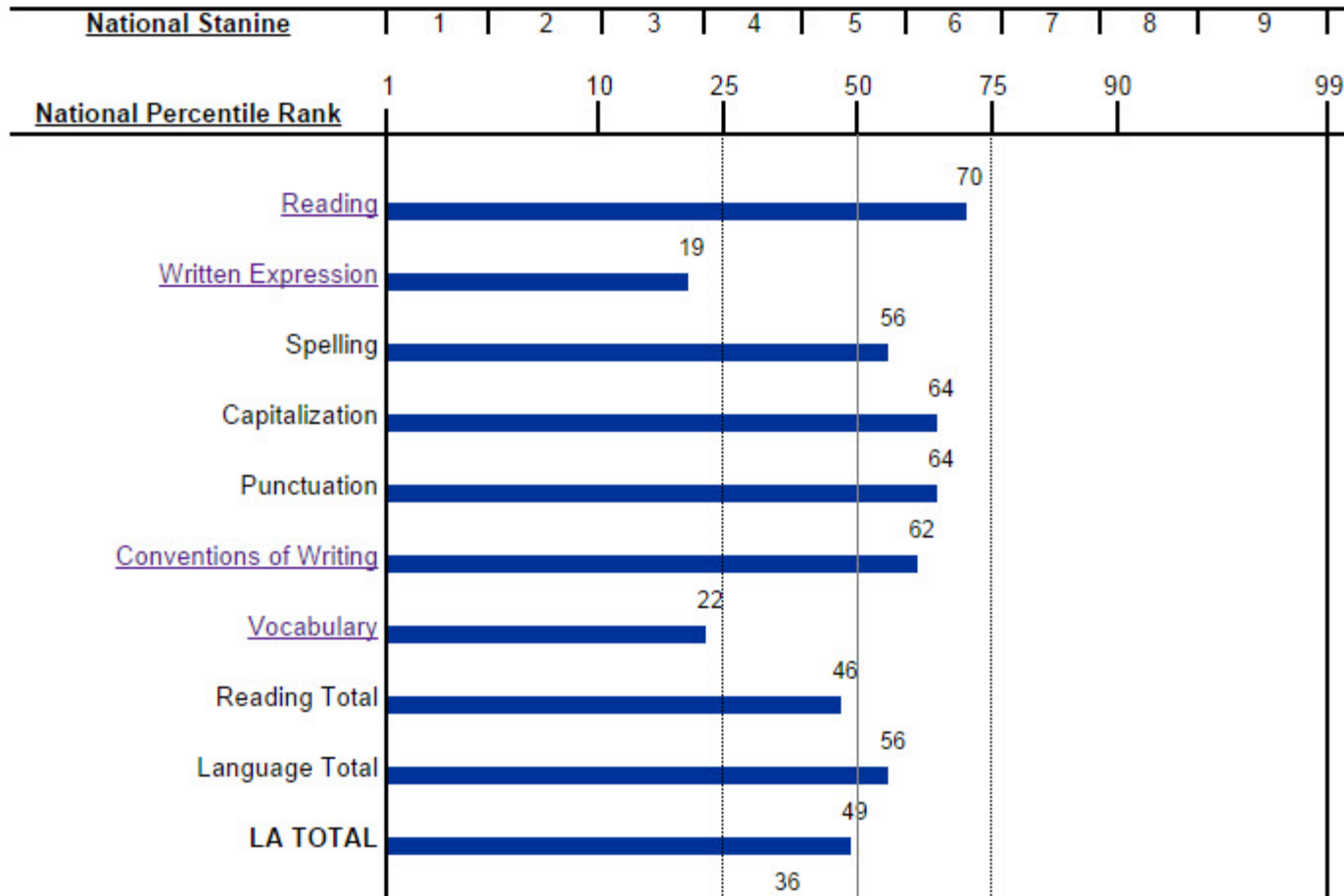
SCHOOL: Log Completion Criteria

Level: 11

SYSTEM Log Test Definition File

REGION Logramos 2014

STATE: CY1



# Group Profile

Facebook x All x Inbox - rowlett@gmail.com x salesforce.com - Unlimite x Web Reporting x MassTransit: HMH Wilmir x

https://qareports.riversidedatamanager.com/IRM40/CreateReport

### Create a Report

#### Select Report Criteria

|                               |  |
|-------------------------------|--|
| Assessment                    | Logramos   |
| Test Administration Date      | 06/01/2014 - Logramos3 2014  |
| Display Type                  | Group Profile  |
| Grade/Level                   | Grade 5 / Level 11   |
| Level of Analysis             | <input checked="" type="radio"/> National Percentile Rank/National Stanine   |
| Display Options               | <input type="radio"/> Grade Equivalent/Standard Score                        |
| Score(s)                      | <input type="radio"/> Normal Curve Equivalent/National Percentile Rank       |
| Students Coded in Office Use  | Included   |
| Composite Calculation Options | Include in Math Total, Excluded from Core and Complete Composite Calculation |
| Content Scope                 | All  |
| SCHOOL                        | DeSoto Elementary  |
| TEACHER                       | CLASS 8  |
| Population Filters            | None   |

[Save Criteria](#) [Run in Background](#) [Run Report](#)

## Group Profile

Group Code: LTDF

Logramos®

Form: 3

Test Date: 06/01/2014

Norms: 11/01 2014

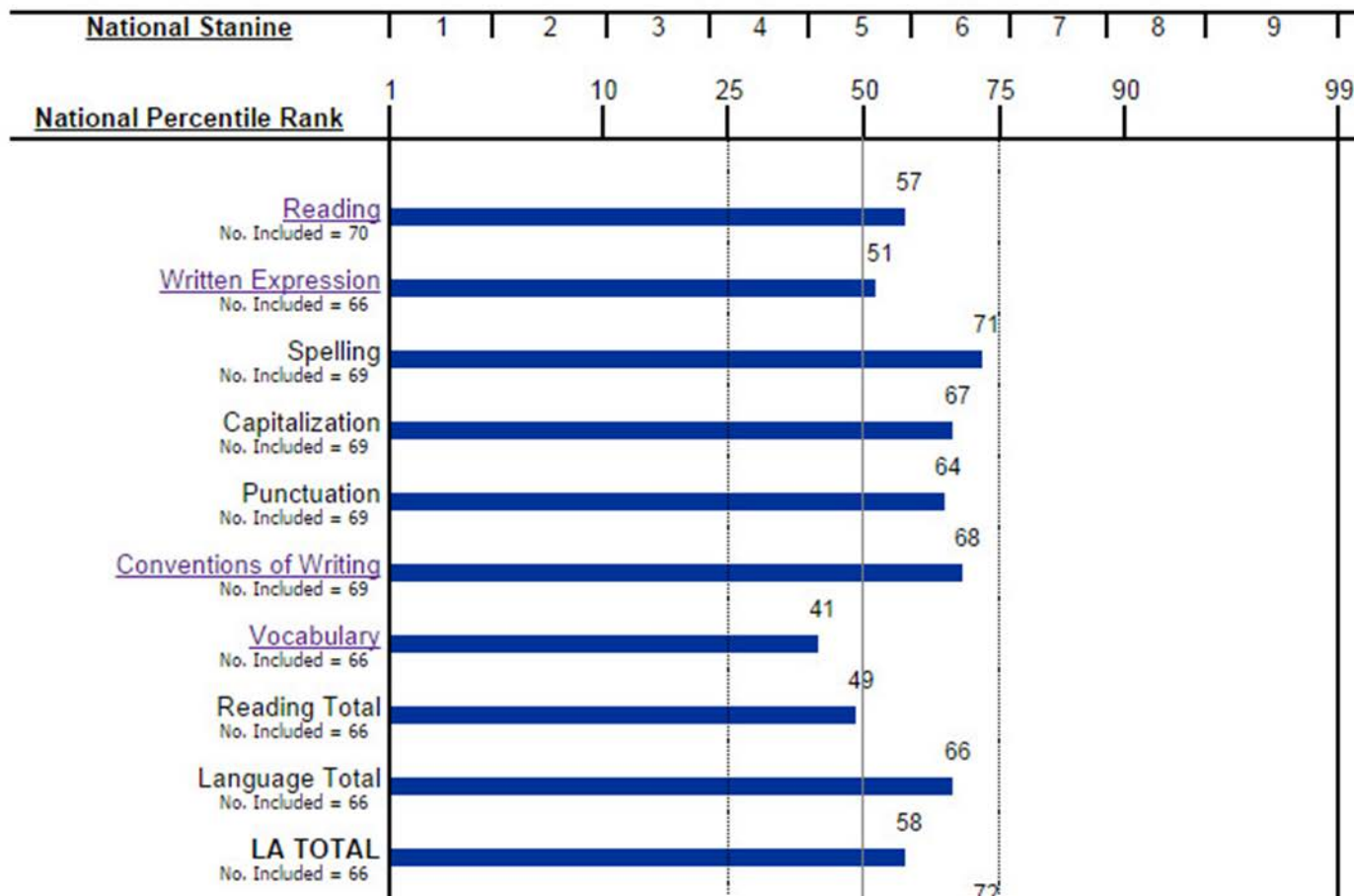
Grade: 5

Level: 11

SYSTEM

REGION Logramos 2014

STATE: CY1





# Group Profile for Dalen Community

Logramos®

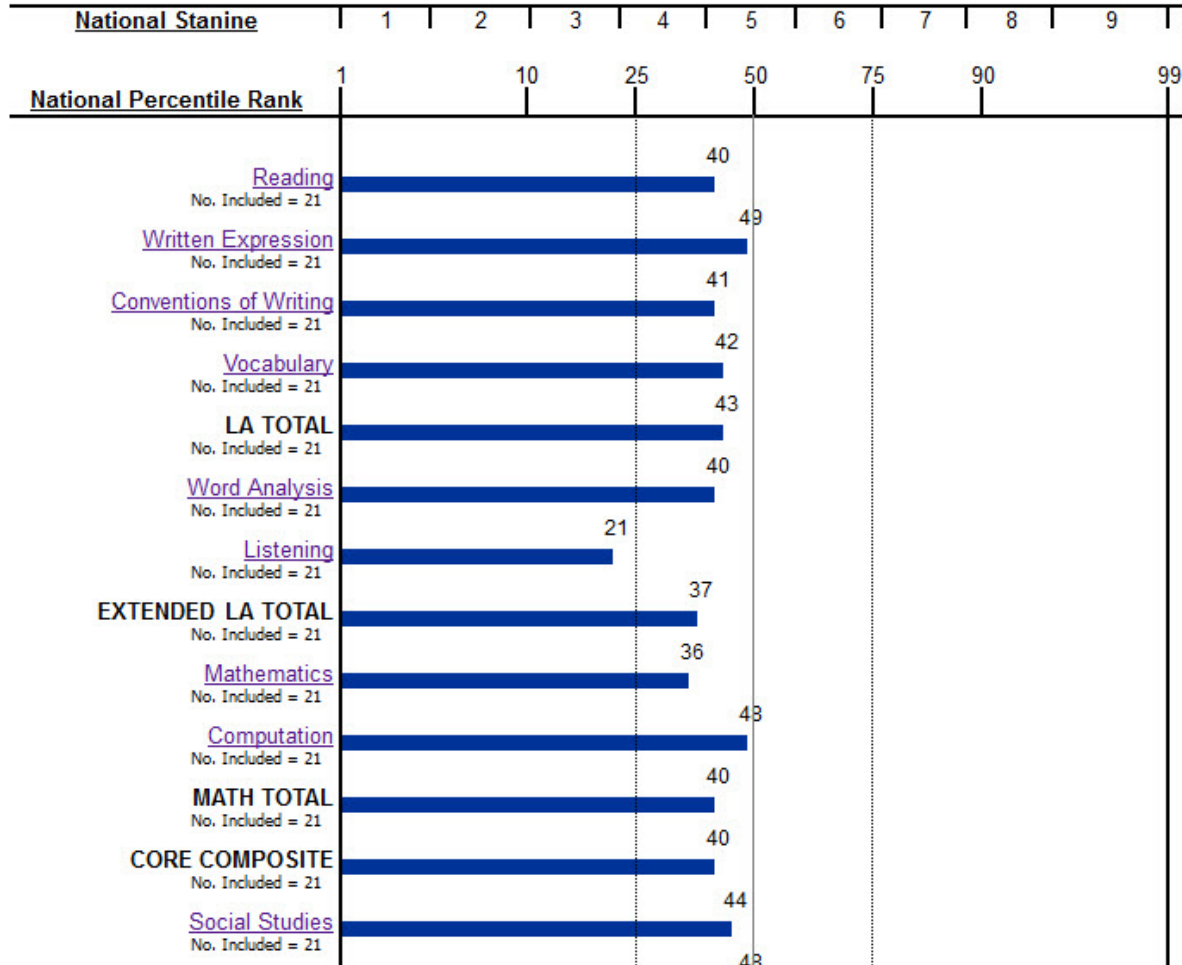
Form: 3  
 Test Date: 10/10/2014  
 Norms: Fall 2014

Grade: 3

Level: 9

System: Dalen Community

State: State 1





[www.riversidedatamanager.com](http://www.riversidedatamanager.com)

## “Digital Resources” link

- *DataManager* Reporting User’s Guide
- Score Interpretation Guides
- Managing Web Reporting Keys

**Support:**

***DataManager* Support Center**

**877.246.8337**

**Monday – Friday, 6 AM – 8 PM CST**