

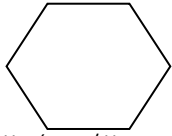
Forms and Colors

39. Knows geometric shapes

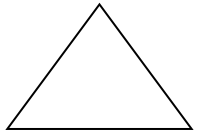
Ask your child to identify the geometrical figure with his finger and say the name of the form.



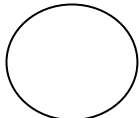
Rectángulo/ Rectangle



Hexágono/ Hexagon



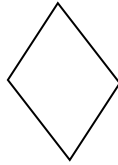
Triángulo/ Triangle



Círculo/ Circle




Cuadrado/ Square




Diamante/ Diamond

40. Recognizes and says 9 colors ?


Ask your child to identify the color and say the name.




Amarillo/ Yellow




Verde/ Green




Café/ Brown




Rojo/ Red




Anaranjado/ Orange



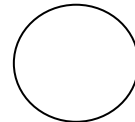
Negro/ Black



Azul/ Blue



Morado/ Purple




Blanco/ White

Reading

22. Knows their full given name.
10. Can write their name, using a capital letter for the first letter



Oregon Migrant Education Program is dedicated to the academic progress of their children. If you would like more information about support for kindergarden children, please contact your local Migrant Education Program.



Centro de Servicios de

Educación Migrante

[2611 Pringle Road SE, Salem, OR 97302](http://2611PringleRoadSE.Salem.OR.97302)

Willamette
EDUCATION SERVICE DISTRICT

Migrant Education Program

Lane Education Service District

1200 Highway 99N : Eugene, OR 97402

1030 G. St. Springfield, OR 97477

(541) 461-8382 mep@lesd.k12.or.us



Pre-School

Foundation for academic success

Resources

Ideas on how to use this guide

The Migrant Education Program offers a list of skills that accompanies this guide for kindergartens. When your child shows that it dominates the activities in this booklet, mark it and continue working on new skills. From time to time, it is worthy reviewing the skills they already have learned, so don't forget.

Preschool skills are written in black. Which correspond to the numbers on the sheet of "Pre-kindergarten Checklist".

*The instructions for the activities are written in green color.

Literacy

- 1. Knows all the letter names.

Ask your child to identify with a finger while he is saying the name and the sound of the letter.

A a B b C c
Ch ch D d E e
F f G g H h
I i J j K k
L l Ll ll M m
N n Ñ ñ O o
P p Q q R r
S s T t U u
V v W w X x
Y y Z z

- 3. Knows cheers, chants, or songs.
- 4. Recognizes the letters in their name.
- 5. Can tell a story in sequence.
- 6. Can follow words left to right, top to bottom, page to page.
- 7. Can retell a story or event.
- 24. Listens attentively for 10 minutes

Phonics






- 2. Knows 10 or more letter sounds/syllables.

Ask your child show vowel with a finger while he pronounce the sound aloud.

A a E e I i
O o U u

- 8. Can identify the first sound in a word.

Ask your child to name the first letter of the following words.

	
Apple	Elephant
	
Igloo	Octopus
	
Umbrella	

- 9. Can break words into syllables.

Ask your child to divide different words in syllables, for example: Um-bre-lla, na-me, ta-ble ...

Mathematics

- 37. Can identify the numbers 0-10.

Ask your child to point the number with his finger while he says the number aloud.

9 6 4 1 7 5
3 8 3 10 0 2

Ask your child to write the numbers, 0 to 10 in sequence.



- 38. Can count out loud to 20.
- 41. Can sort items by color, shape, or size
- 42. Can point to and count 10 items out loud.