

**EVALUATING**  
for  
**EQUITY** → Measuring the impact of school equity work

**Willamette**  
EDUCATION SERVICE DISTRICT  
Success, Achievement, Together...For All Students

Cheryl Davis, Ph.D - Senior Analyst  
Colleen Henry, M.Ed. - Oregon Data Suite Coordinator

[Click here to open presentation!](#)

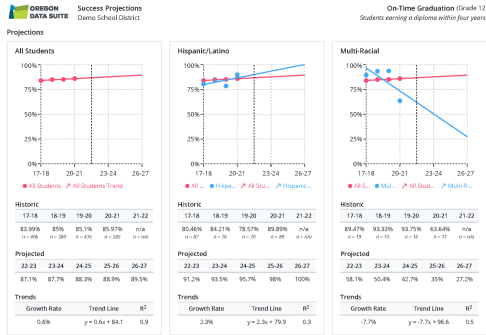


## 2022 Annual Principals Conference

Explore	Your Task
<p>Expanded Student Focal Groups:</p> <ul style="list-style-type: none"> <li>• Students from racial or ethnic groups that have historically experienced academic disparities;</li> <li>• Students with disabilities;</li> <li>• Students who are navigating homelessness;</li> <li>• Students in foster care;</li> <li>• Economically disadvantaged students;</li> <li>• Students who identify as LGBTQ2SIA+;</li> <li>• Students recently arrived;</li> <li>• Migrant students;</li> <li>• Students with experience of incarceration or detention; and</li> <li>• Emerging bilingual students.</li> </ul> <p><a href="#">Oregon Secretary of State, Division 14</a></p>	<p><b>Task #1:</b> Where do you look to find your school/district demographic data?</p>
	<p><b>Task #2:</b> Which groups are represented in your school/district demographic data this year?</p> <p>Which group(s) are UNDERrepresented in your school/district demographic data this year?</p>

## Explain

## Your Task



Can you locate your own local, key performance indicator data?

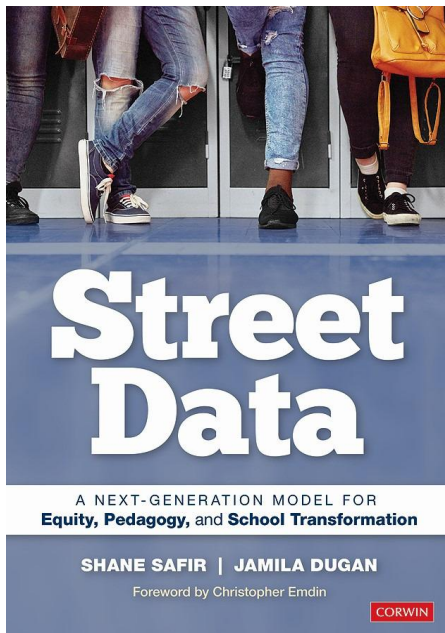
Is this data disaggregated by focal group?

What does your disaggregated data say about student learning?

What information is missing from this data?

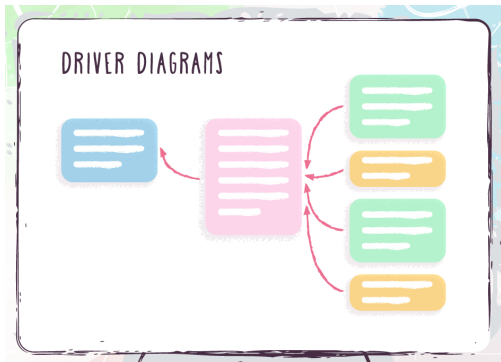
## Apply

## Your Task



Read the ["10 Ways to Collect Street Data" excerpt](#) and **identify one activity** to implement with a focal group this year. Describe the steps you can take to test-drive this activity this year...

## Visualize



A [driver diagram](#) is a visual display of a team's thinking of what "drives" the change needed toward an improvement goal.

There are 4 main components:  
Improvement Aim, Primary Drivers,  
Secondary Drivers, & Change Ideas.

Step 1: State Your Aim

Step 2: Identify Your Primary Drivers (i.e. overview of the landscape of change)

Step 3: Identify Your Secondary Drivers (i.e. key levers for productive change)

Step 4: Identify Change Ideas (i.e. new programs, existing processes that may be changed, new tools, or new norms).

## Your Task

Create your own [Driver Diagram](#) highlighting an improvement goal for an under represented focal group. Include the "Street Data" activity identified above as a Change Idea.

Paste the link to your diagram below:

# "Seek root causes over quick fixes."

Safir S. & Dugan J. (2021)